

## *Template*

### *Everyone Has a Story to Tell*

- ❖ *Don't forget to refer to the Step-by-Step Guide if you need help. Page 8-12 has suggestions.*
  
- ❖ *Begin with your title page, but if you're not too sure, you can always decide later. For the time being, just write, 'My Story' and carry on from there. One day, the final title will make itself known to you.*
  
- ❖ *You might want to experiment with different fonts and font sizes. The guidebook uses the Verdana Font, but we've switched to the Lucida Calligraphy Font here. There are so many different choices!*
  
- ❖ *That's it. 'Is everyone sitting comfortably? Then we'll begin.'*
  
- ❖ *Enjoy.*

*Step One : Your Title Page*

## *Step Two: Your Blank Timeline Grids*

- ❖ *Find your starting decade timeline grid, deleting the grids that don't apply to you.*
- ❖ *Then, beginning with your birth year, carry on completing each decade until you reach the present year.*
- ❖ *Check the Step-by-Step Guidebook if you need any reminders*
- ❖ *Don't forget to refer to the Table of Significant Events Over the Last 82 Years (1940-2022) in Appendix C, to assist with the World Events column.*

## 1930s

	<i>Age</i>	<i>My Life</i>		<i>World Events</i>
1930				
1931				
1932				
1933				
1934				
1935				
1936				
1937				
1938				
1939				

## 1940s

	<i>Age</i>	<i>My Life</i>		<i>World Events</i>
1940				
1941				
1942				
1943				
1944				
1945				
1946				
1947				
1948				
1949				

## 1950s

	<i>Age</i>	<i>My Life</i>		<i>World Events</i>
1950				
1951				
1952				
1953				
1954				
1955				
1956				
1957				
1958				
1959				

## 1960s

	<i>Age</i>	<i>My Life</i>		<i>World Events</i>
1960				
1961				
1962				
1963				
1964				
1965				
1966				
1967				
1968				
1969				

## 1970s

	<i>Age</i>	<i>My Life</i>		<i>World Events</i>
1970				
1971				
1972				
1973				
1974				
1975				
1976				
1977				
1978				
1979				



## 1980s

	<i>Age</i>	<i>My Life</i>		<i>World Events</i>
1980				
1981				
1982				
1983				
1984				
1985				
1986				
1987				
1988				
1989				

## 1990s

	<i>Age</i>	<i>My Life</i>		<i>World Events</i>
1990				
1991				
1992				
1993				
1994				
1995				
1996				
1997				
1998				
1999				

**2000s**

	<i>Age</i>	<i>My Life</i>		<i>World Events</i>
2000				
2001				
2002				
2003				
2004				
2005				
2006				
2007				
2008				
2009				

**2010s**

	<i>Age</i>	<i>My Life</i>		<i>World Events</i>
2010				
2011				
2012				
2013				
2014				
2015				
2016				
2017				
2018				
2019				

**2020s**

	<i>Age</i>	<i>My Life</i>		<i>World Events</i>
2020				
2021				
2022				
2023				
2024				
2025				
2026				
2027				
2028				
2029				


**2030s**

	<i>Age</i>	<i>My Life</i>		<i>World Events</i>
2030				
2031				
2032				
2033				
2034				
2035				
2036				
2037				
2038				
2039				


## 2040s

	<i>Age</i>	<i>My Life</i>		<i>World Events</i>
2040				
2041				
2042				
2043				
2044				
2045				
2046				
2047				
2048				
2049				

## *Step Three: Delving Deeper*

- ❖ *There are thirty labelled pages from which to choose aspects of your life you'd like to write about. Delete or remove the pages you decide not to use.*
- ❖ *Make sure you begin typing below the line located beneath the illustration. It's clearly indicated by *
- ❖ *If you want to extend your typing beyond the title page, a blank will automatically appear when you reach the bottom of the page.*
- ❖ *You may use several sheets to write under one title, but remember, don't get carried away!*
- ❖ *Don't forget, there is a page with a blank title box to record your own title. Use as many of these as you need.*
- ❖ *You may want to add your own personal illustrations, photographs or other documents to some of these precious pages.*
- ❖ *The final page, 'Enduring Words,' may be downloaded and completed in your own handwriting to add a personal touch.*





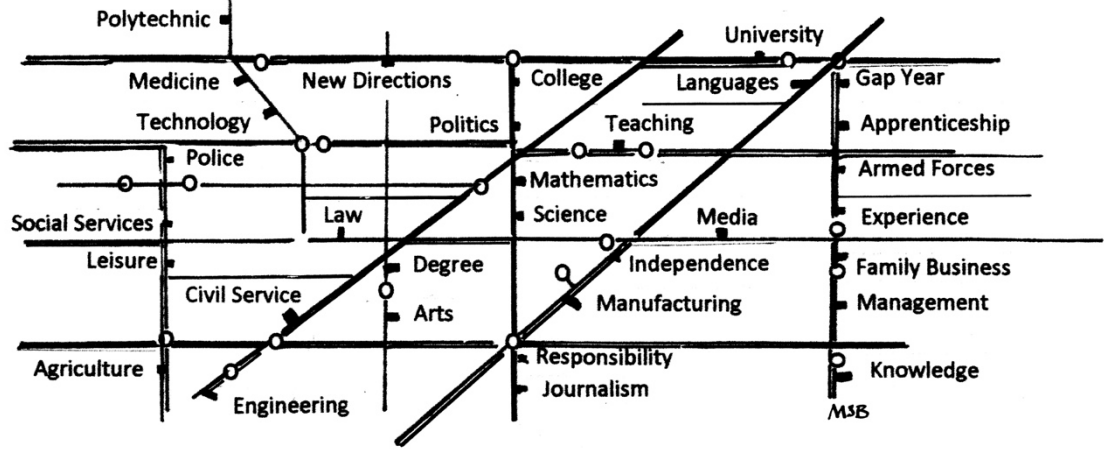
# PLACES WHERE I HAVE LIVED



# SCHOOL DAYS



# BEYOND SCHOOL



# MY WORKING LIFE

09.00—17.00

freelance

COMPETITIVE

STRUCTURED

Organised

creative

MANAGERIAL

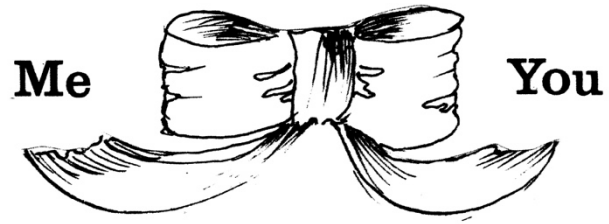
entrepreneurial

flexible  
representative

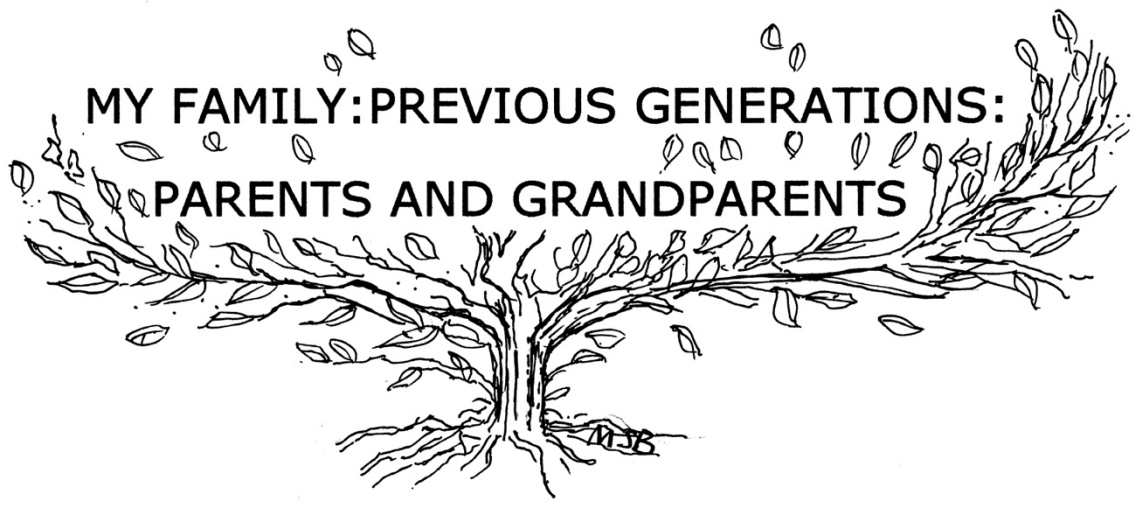
---



# LOVE AND MARRIAGE











PETS IN MY LIFE







# FRIENDSHIPS THROUGH THE YEARS




# MY DESERT ISLAND DISCS



# GARDENING DAYS



# MY WORLD OF MUSIC



# FAVOURITE BOOKS AND POEMS





THE PLACE OF RELIGION AND  
SPIRITUALITY IN MY LIFE

SANCTUARY  
MEDITATION  
A SCALLOP SHELL OF QUIET  
INNERMOST PEACE  
SOLACE  
A PLACE OF CONTEMPLATION  
MAY YOUR GOD GO WITH YOU

MSB




# FOOD THROUGH THE DECADES



# HOLIDAYS AT HOME AND ABROAD




# THE COVID PANDEMIC AND ITS IMPACT




# THE WORLD OF FASHION



# CREATIVE ARTS AND ENTERTAINMENT



# MEMORABLE PEOPLE WHO'VE INSPIRED ME








# CHANGES IN EVERYDAY LIVING IN THE UK OVER THE LAST 70 YEARS



# SIGNIFICANT WORLD EVENTS

## DURING MY LIFETIME



# TRANSPORT CHANGES THROUGH THE YEARS



NOT ONLY BUT ALSO



NOT ONLY BUT ALSO



# ENDURING WORDS



## *Step Four: Poems, an optional step*

- ❖ *If you decide to end your story after Step Three you won't need the following pages. Well done! Your mission to write your life story is complete. Congratulations. Print off your work and delight family members and friends with your memoirs.*
  
- ❖ *The remaining pages are for those who wish to end their stories with a poem or two. Please refer to the Step-by-Step Guidebook (page 12) or refer to Appendix B in the Appendices. You may add as many pages as you wish.*
  
- ❖ *But..... you may continue your story with information, documents, illustrations, photography pages, additional family tree information or whatever you feel inclined to include.*
  
- ❖ *'From here I can go anywhere I choose.'*\*

\*Wendy Cope poem 'New Season'















